

1

論語繪本系列 G4-1

The Right Tools for the Jobs

工欲善其事，必先利其器。

作者 / 盧星蓉、呂翠鈴

繪畫 / 邱文櫻



Adam



Sandy



A-Di



Principal



Teacher





What are they doing?



What should we do when principal is talking?



This is the last day
of the semester.

Good morning everyone!
The summer vacation
will start tomorrow!
Are you excited ?

Good morning!

What is the principal talking?

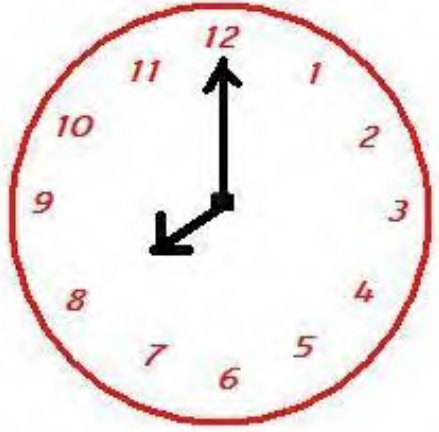
A watercolor illustration depicting a classroom scene on the last day of the semester. A female teacher with short brown hair and red-rimmed glasses, wearing a purple short-sleeved shirt and yellow pants, stands on the right holding a black microphone. She is addressing a group of about ten young students. The students, both boys and girls, are dressed in white short-sleeved shirts with blue sailor-style collars and blue shorts or skirts. They are gathered on a light brown tiled floor. Some students are sitting on the floor, while others are standing. The teacher's speech bubble says, "Good morning everyone! The summer vacation will start tomorrow! Are you excited?". One of the students, a girl in the foreground, has a speech bubble that says "Good morning!". In the upper left, a larger text bubble says, "This is the last day of the semester." The background is a simple, light-colored wall with a blue baseboard.

This is the last day
of the semester.

Good morning everyone!
The summer vacation
will start tomorrow!
Are you excited ?

Good morning!


Good morning



Good afternoon



Good evening

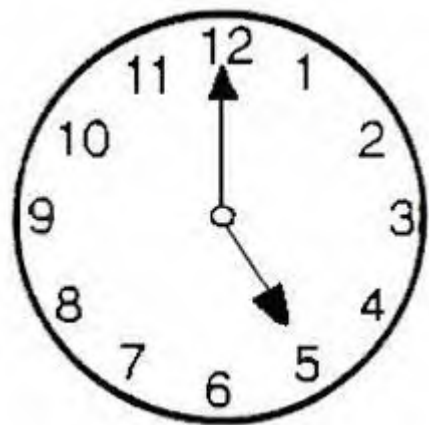


Good night


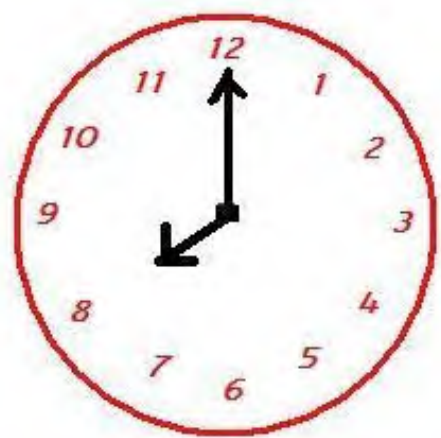


Let's role-play!









The Right Tools for the Jobs

工欲善其事，必先利其器。

作者 / 盧星蓉、呂翠鈴

繪畫 / 邱文櫻





**What do you need to do
before the summer vacation?**



What do you see?



What are the students going to do?



What will he do?



He will mop the floor.



What will **A-Di** do?



He will sweep the classroom.



What will **Sandy** do?



She will **wipe the windows.**

Let's do it together !

mop



wipe



sweep



Worksheet

© It's clean-up time, everyone has their own assigned task this semester. What will you do to clean up the classroom?
What tools do you need? Please finish the sentences and draw the tool.

I will _____.

I need _____.



eraser



broom



mop



dustpan



rag



bucket

The Right Tools for the Jobs

工欲善其事，必先利其器。

作者 / 盧星蓉、呂翠鈴

繪畫 / 邱文櫻



A watercolor illustration of a classroom scene. A female teacher with short brown hair and red-rimmed glasses stands on the right, holding a black microphone. She is wearing a purple short-sleeved shirt and yellow pants. She is addressing a group of about ten young students. The students, both boys and girls, are wearing white short-sleeved shirts with blue sailor-style collars and blue shorts or skirts. They are gathered on a light brown tiled floor. Some students are sitting on the floor, while others are standing. They all have cheerful expressions. In the background, a girl with long brown hair is standing near a doorway. The overall style is soft and painterly, typical of children's educational books.

This is the last day
of the semester.

Good morning everyone!
The summer vacation
will start tomorrow!
Are you excited ?

Good morning!




It's really tiring.

We will work together!

Oh, No! It's a lot of work!

We will clean up the school today.



Kids! It's time
to clean up
our classroom.

OK, I will mop
the floor.

OK, I will sweep
the classroom.

OK! I will wipe
the windows.



What is **A-Di** doing?



How does **Adam** look like?



What do they use?

I love cleaning
the window.
It's easy and fast.



What is **Adam** doing?



How does the floor look like?




What is A-Di doing?

Worksheet

©When you are cleaning up the classroom, what is the best tool that you can make the classroom cleaner? Please paste the pictures in the box.



O



X



4



The Right Tools for the Jobs

工欲善其事，必先利其器。

作者 / 盧星蓉、呂翠鈴

繪畫 / 邱文櫻





Yes, we are ready to start!

My broom
is sturdy
and colorful!

Do you all
have your
tools ready?

My mop is long
and handy!

My towel
is soft
and wet.


I love cleaning
the window.
It's easy and fast.



Squeak,

Squawk!



A young boy with brown hair, wearing a white sailor-style shirt with a blue bow tie and blue shorts, is mopping a floor. He is holding a green-handled mop and is in the process of mopping a large puddle of water. The floor is a mix of light and dark grey, suggesting it's been mopped before. A red bucket with a striped cloth hanging over the side is on the floor nearby. The background is a yellow wall with a wooden door on the left. The boy has a speech bubble that says "I love mopping the floor. It's fun and simple." and there is a sound effect "Whizz, whizz!" near the bucket.

I love mopping the floor.
It's fun and simple.

Whizz, whizz!





How does the floor look like?



How does the principal look like?



Do they finish their work?



How does it look like?



Why is the classroom still dirty?



What does the principal want to say?



What are they going to do?



What will A-Di do?

wipe





What will Adam do?

mop





What will Sandy do?

sweep



Worksheet

©What kind of tools can fix it?.

